



We have a treasure wall which has tiny people and animals hidden on our wall can you spot them? It's opposite the last play trail post. The post has a picture of a tree on it. Please feel free to add special treasures that you would like to share to the wall.



There are lots of places to play at Windmill Hill City Farm, we hope you have fun exploring. Please stay safe, parents and carers, remember, children are under your care. There are some stinging nettles and plants with thorns, so look out for each other while you play.

Contact Us

Windmill Hill City Farm Ltd.
 Philip Street, Bedminster, Bristol, BS3 4EA
 Telephone: 0117 963 3252
 email: info@windmillhillcityfarm.org.uk



Supported by

The National Lottery
 through the Heritage Lottery Fund

In Association With



PLAY TRAIL



Hop along to the beginning of the trail. It starts by the frog at the front of the wildlife area.

Can you find the six creatures and symbols of nature on our carved wooden posts?

Discover our hidden play spaces. Go on an adventure.

(1) The Frog


Here at the start,
what can you touch?

Find all things green
that can be seen.



(3) The leaf


A place to play
a spot to stop.
Behind the trees
who can you be?



(5) The Ladybird

Find a new path,
go under the arch.


Come this way,
a great place to play.



(2) The Duck

A small young duck,
watches over the fields.

Can you hear animals speak-
Some bold, some meek?



(4) The Squirrel

This is the place
to set up a den.
Travel through tunnels
and come back again.



(6) The Tree

At the end of the trail,
from frog, leaf to tree.

Have you found them all?
Next, find the treasure wall.

